

# 2025 Mid-Year Impact Report



## Resource Center Snapshot Jan - June



Average Visits  
Per Day

41



Resource Center  
Visits

5,089



Extended Hours  
Visits

1,515



Unique  
Individuals

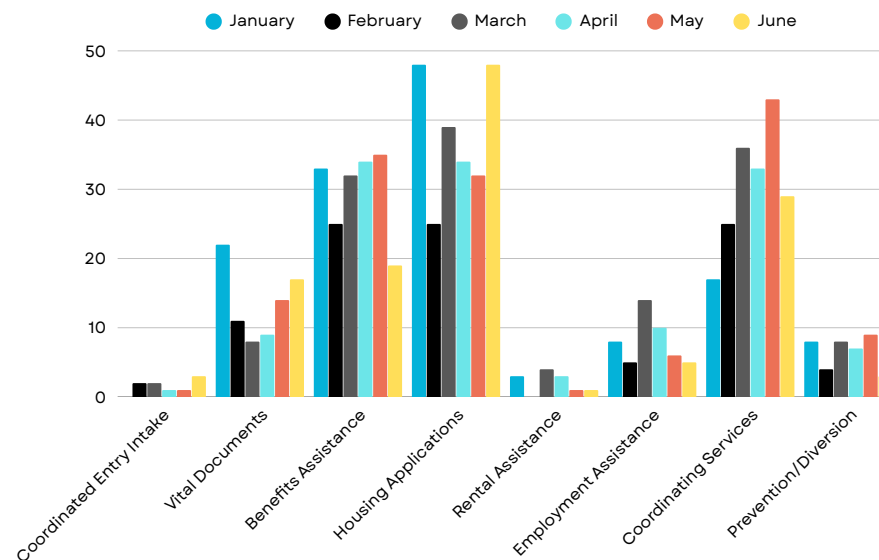
703



Case Management  
Appointments

1,465

## Resource Center Services



## CCEH Permanent Supportive Housing

### Housing First Concord

In partnership with Crossroads House



### CCEH-Owned Housing

Green, West, and Pleasant Street Residences



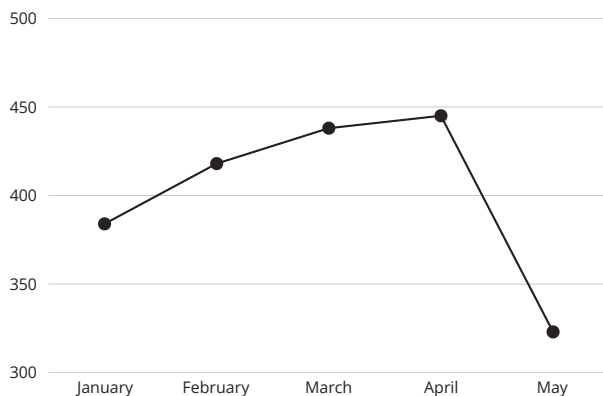
1 unit available due to client death; to be filled by July 15

### New PSH 1



4 clients with rental assistance vouchers searching for available housing

## Merrimack County Homeless Persons Data



### Actively Homeless Clients

Clients currently experiencing homelessness, including those in Street Outreach, Emergency Shelter, Safe Haven, Transitional Housing, or Permanent Housing programs without a move-in date. Also includes clients active in Coordinated Entry after living in shelters or non-habitable places, and those who exited Coordinated Entry to a Not Housed situation.

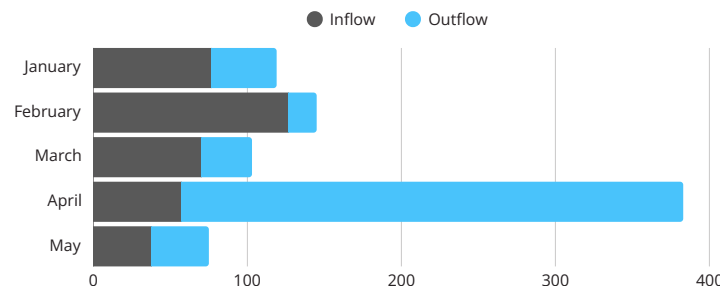
## Merrimack County Homeless Inflow/Outflow Counts

### Inflow

Number of entering clients in HMIS program within the reporting period

### Outflow

Number of exiting clients in HMIS program within the reporting period



### Client Exits by Outcome (Outflow)

This categorizes exits into Positive, Excluded, and Other based on project type and destination: Homeless Situations, Institutional Situations, Temporary Housing Situations, Permanent Housing situation, or Other.

Please note that major HMIS data cleanup was done in April